

Service Area: Four Southeast Counties in Tennessee



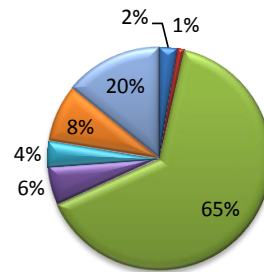
County	EHS	HS	Pre-K	Total
Bradley	72	290	272	634
McMinn	0	134	0	134
Meigs	0	32	0	32
Polk	0	16	0	16
<b>Total Children</b>	<b>72</b>	<b>472</b>	<b>272</b>	<b>816</b>
<b>Total Classes</b>				<b>49</b>
<b># of Staff</b>				<b>164</b>

Budget Information

2016-2017 Expenditures	Maintenance	Training	Personnel	Food Costs	CACFP	Supplies	Other	Total
Head Start	\$93,334	\$51,650	\$2,430,018	\$296,699	\$175,267	\$386,447	\$676,699	<b>\$4,110,114</b>
Early Head Start	\$44,649	\$12,447	\$650,380	\$56,165	\$58,770	\$81,591	\$64,036	<b>\$968,038</b>
Tennessee Pre-K	\$53,374	\$12,043	\$1,779,913	\$66,601	\$44,617	\$158,353	\$318,031	<b>\$2,432,932</b>
<b>Totals</b>	<b>\$191,357</b>	<b>\$76,140</b>	<b>\$4,860,311</b>	<b>\$419,465</b>	<b>\$278,654</b>	<b>\$626,391</b>	<b>\$1,058,766</b>	<b>\$7,511,084</b>

Revenue Source	Budget 2016-17
Head Start	\$3,968,780
Early Head Start	\$1,007,393
CACFP-HS	\$153,000
CACFP-EHS	\$50,000
McMinn County	\$43,293
Tennessee Pilot Pre-K	\$276,438
Tennessee Pre-K	\$2,027,207
CACFP-Tennessee Pilot Pre-K	\$13,500
CACFP-Tennessee Pre-K	\$30,000
Client Fees	\$32,600
<b>Totals</b>	<b>\$7,602,211</b>

Where the Money Goes




- Maintenance
- Training
- Personnel
- Food Costs
- CACFP
- Supplies
- Other

Program Information

Regulatory Monitoring	
Agency	Compliant
Federal Review	Yes
Licensing Reviews	Yes
Annual Audit	Yes
Quality Rated	Yes
CACFP	Yes

**Male Engagement Activities**



We recognize the importance of having a father figure in the life of a child. Male engagement activities encourage male role models to be actively involved in the child's education.

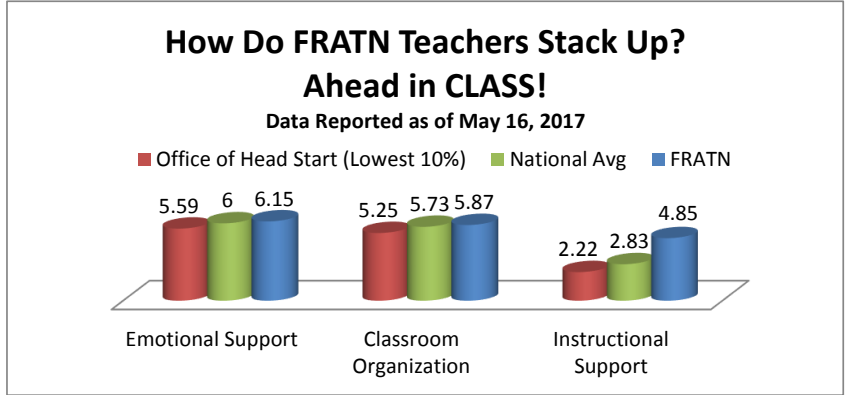
Child/Family Data for 2016-17			
Criteria	EHS		HS
Total children enrolled	84		560
Pregnant women enrolled	5		n/a
Average monthly enrollment	100%		100%
Over income children	0%		4%
Mid-range income children	1%		12%
Families enrolled	73		531
Children with disabilities	10%		10%
Children who received a medical exam	100%		98%
Children with up-to-date age appropriate immunizations	100%		100%
Children who received a dental exam	100%		94%
Families who received some type of assistance, education or intervention	20		185
Homeless Families	1		5
Volunteers	29		171

The Family Resource Agency assesses the needs of our families a minimum of three times per year in the following categories: housing, safety, health, transportation, financial security, child development/parenting, family education at home, education/training and life goals, transitions, families and communities, and leadership/advocacy.

The Agency-wide audit is available on the Agency website, which is located at [www.fratn.com](http://www.fratn.com), in the *Public Documents* section.

**CLASS**  
**Classroom Assessment Scoring System**

FRA Head Start uses the CLASS tool to increase teacher/child interaction by improving classroom organization, emotional support, and instructional support. The information, along with ongoing assessment, lesson plans, health and safety, portfolios, and employee evaluations is used to create an Individual Professional Development Plan (IPDP) for all employees to ensure overall program improvement.



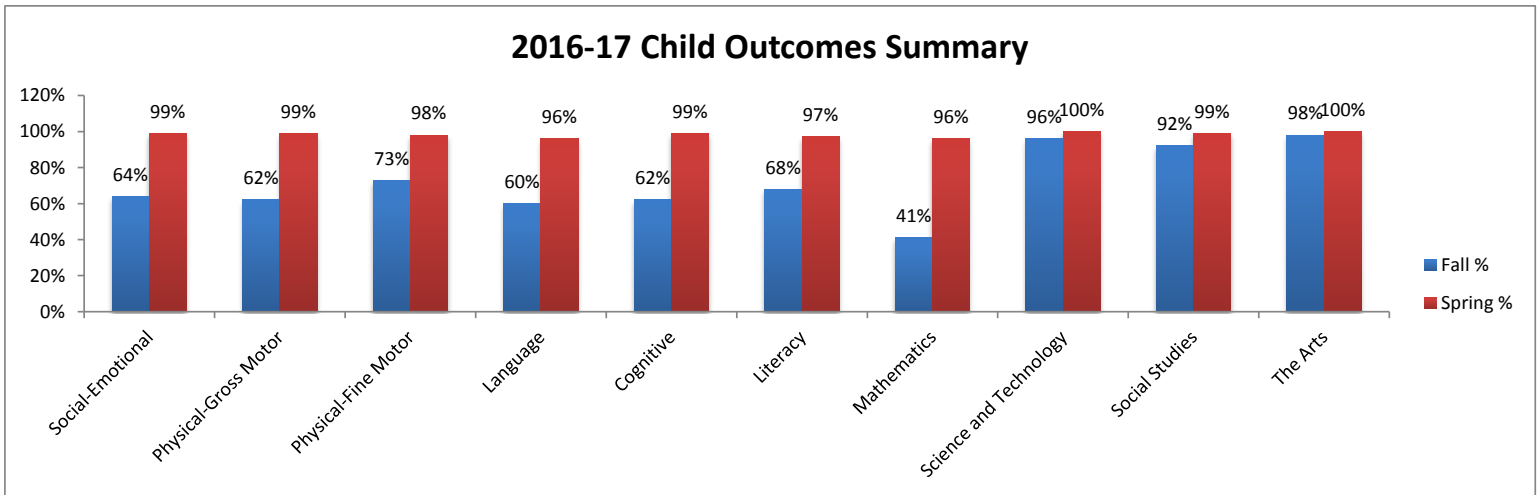
**School Readiness, Child, and Family Outcomes**

**School Readiness**

**WHAT IS SCHOOL READINESS?**

School Readiness means that each child will enter school ready to learn based on early learning experiences received in Head Start/Early Head Start/Pre-K that best promote each child's success in all areas of development as identified in the Head Start Early Learning Outcomes Framework (HSELOF) and Tennessee Early Childhood Early Learning Development Standards (TNELDS).

- 5 Domains of School Readiness**
- \* Cognition
  - \* Perceptual, Motor, & Physical Development
  - \* Social and Emotional Development
    - \* Language and Literacy
    - \* Approaches to Learning



<b>Parent, Family and Community Engagement</b>		
<b>Family Well-Being</b>	We believe the parents are the child's first teachers. Therefore, we provide trainings, encourage volunteerism in the classroom, and provide activities related to school readiness for the home/school connection. We also work with the families to set goals and offer resources to meet overall family well-being, such as pedestrian safety training, financial counseling, SIDS, physical and mental health, and much more.	<b>Family Engagement in Transitions</b>
<b>Positive Parent-Child Relationships</b>		<b>Family Connections to Peers and Community</b>
<b>Families as Lifelong Educators</b>		<b>Families as Advocates and Leaders</b>
<b>Family as Learners</b>		